

ಉನ್ನತ ಶಿಕ್ಷಣ ಇಲಾಖೆ
Department of Higher Education
Application for issue of Scholarship
ವಿದ್ಯಾರ್ಥಿವೇತನ ನೀಡಲು ಅರ್ಜಿ

Step 1: Go to sevasindhu.karnataka.gov.in website and click on **Departments & Services**

SEVA SINDHU
GOVERNMENT OF KARNATAKA

SRI. B.S.YEDIYURAPPA
Hon'ble Chief Minister,
Government of Karnataka

SRI. S.SURESH KUMAR
Hon'ble Minister of Primary & Secondary
Education and Sakala,
Government of Karnataka

HOME ABOUT SEVA SINDHU **DEPARTMENTS & SERVICES** SERVICE CENTERS GRAMA ONE TRACK YOUR APPLICATION STATUS REPORTS-DASHBOARD FAQ DEPARTMENT CONTACT DETAILS CONTACT

Track your application status for covid relief fund-2021

Application for 11 categories of Unorganized workers to avail Rs.2000/- as one time compensation due to 2nd wave of Covid-19
User Manual | Video Manual

Covid-19: One-time financial assistance to Chammaras/Leather Artisans
Last date to apply for this service is June 30, 2021
User Manual | Guidelines | Video Manual

Disbursement of cash for Covid-19 relief to Auto-rickshaw drivers, Taxi drivers and Maxi Cab drivers.
User Manual | Video Manual

Call Center Number - 8088304855/ 6361799796 / 9380204364 / 9380206704 - 9AM TO 6PM (Except Government Holidays)

Step 2: Click on **Higher education Department** and select **Application for Issue of Scholarship**. Alternatively, you can search for Application for Issue of Scholarship in the **search option**.

SEVA SINDHU
GOVERNMENT OF KARNATAKA

SRI. B.S.YEDIYURAPPA
Hon'ble Chief Minister,
Government of Karnataka

SRI. S.SURESH KUMAR
Hon'ble Minister of Primary & Secondary
Education and Sakala,
Government of Karnataka

HOME ABOUT SEVA SINDHU **DEPARTMENTS & SERVICES** SERVICE CENTERS GRAMA ONE TRACK YOUR APPLICATION STATUS REPORTS-DASHBOARD FAQ DEPARTMENT CONTACT DETAILS CONTACT

Search Service

+ Election Commission

+ Forest, Ecology and Environment Department

+ Higher Education Department

+ Empowerment of Differently Abled and Senior Citizen

+ Government Tool Room & Training Centre

+ Horticulture Department

+ Energy Department

+ Gulbarga Electricity Supply Company Limited

+ Housing Department

+ EXCISE DEPARTMENT

+ Gulbarga University

+ Hubli Electricity Supply Company Limited

+ Food And Civil Supplies Department

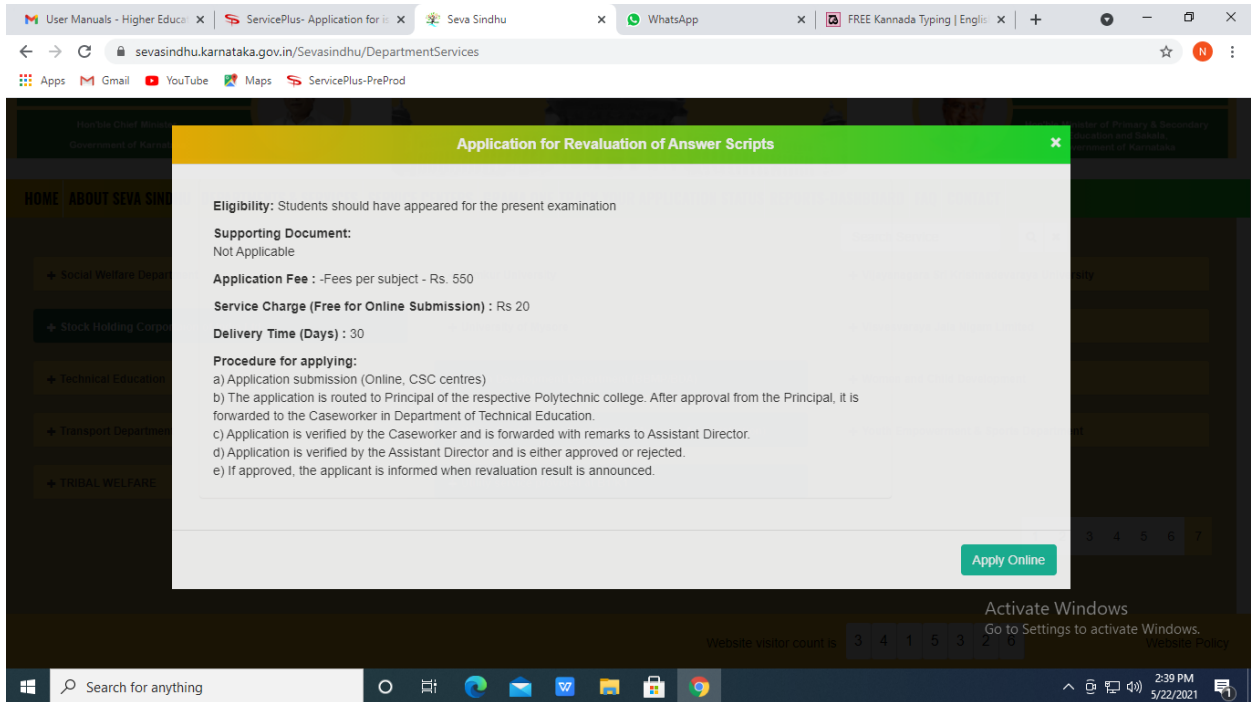
+ Health And Family Welfare

+ Information and Public Relations

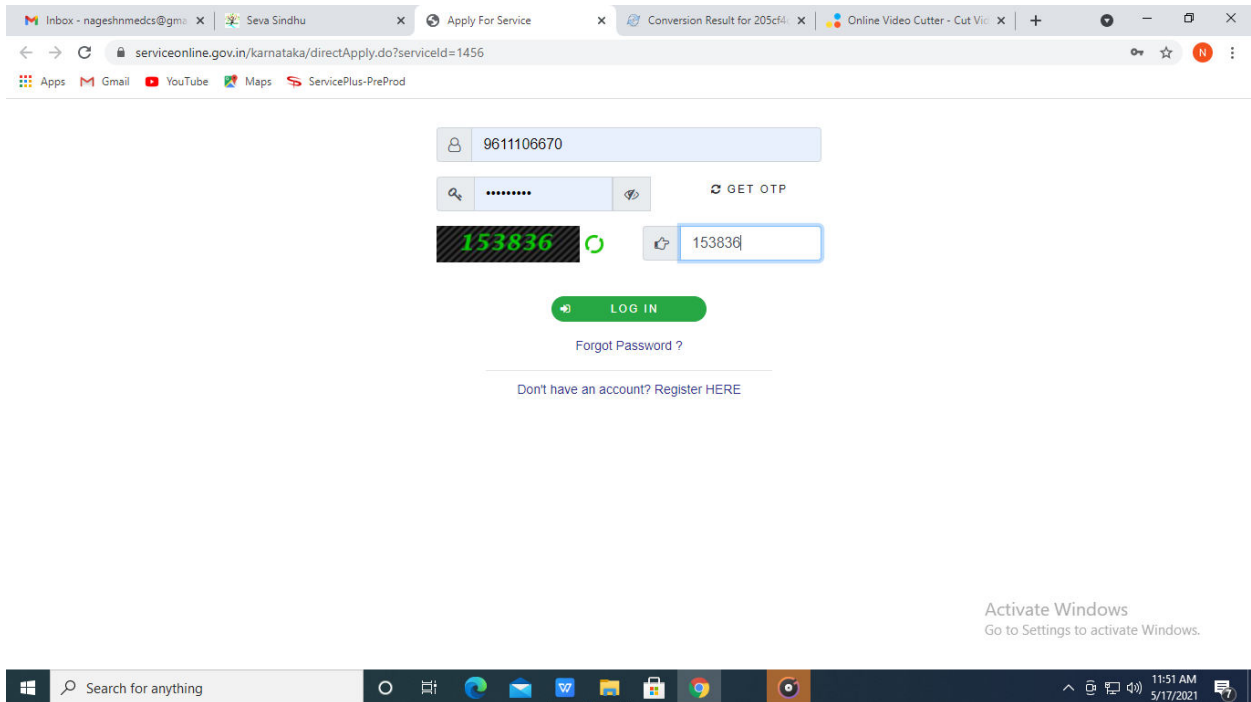
1 2 3 4 5 6 7

© All Rights Reserve Powered by SERVICEPLUS Page last updated on: 29-May-2021 4:41 PM

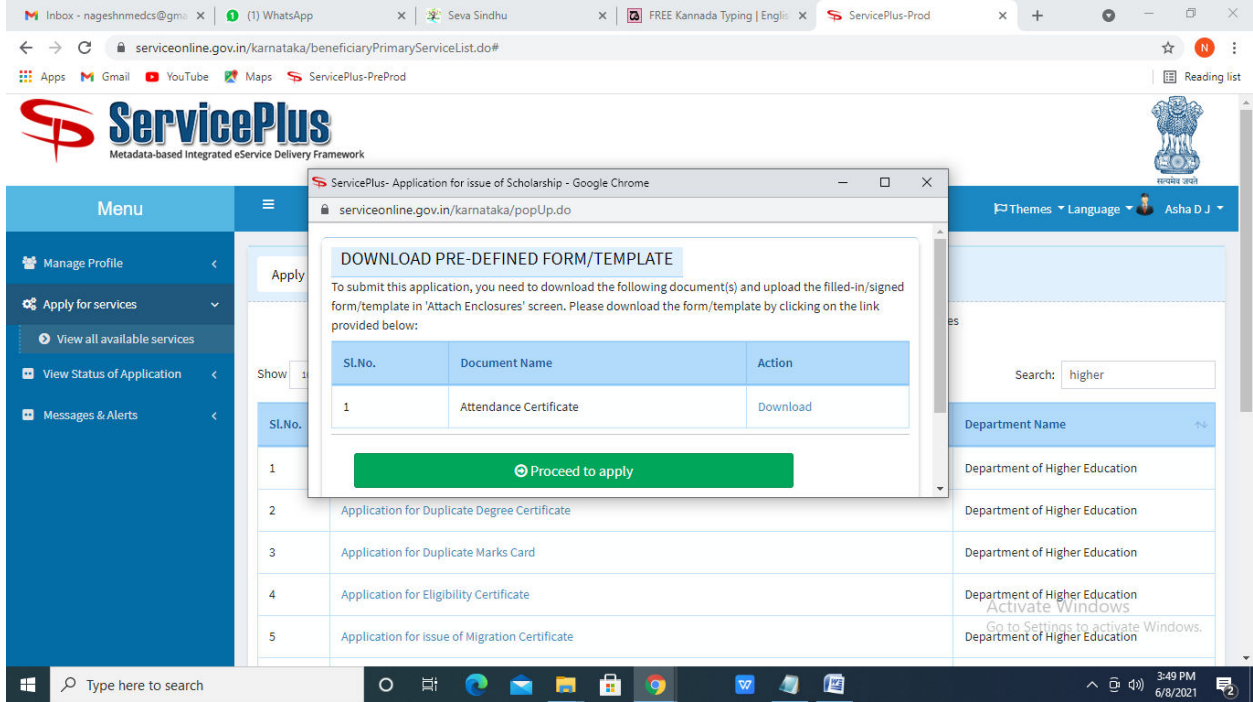
Step 3 : Click on Apply online



Step 4: Enter the username, password/OTP, captcha and click on Log In button



Step 5: Download Pre-Defined Form/Template and Click on Proceed to apply



ServicePlus- Application for issue of Scholarship - Google Chrome

serviceonline.gov.in/karnataka/popUp.do

DOWNLOAD PRE-DEFINED FORM/TEMPLATE

To submit this application, you need to download the following document(s) and upload the filled-in/signed form/template in 'Attach Enclosures' screen. Please download the form/template by clicking on the link provided below:

SL.No.	Document Name	Action
1	Attendance Certificate	Download

[Proceed to apply](#)

ServicePlus
Metadata-based Integrated eService Delivery Framework

Menu

- Manage Profile
- Apply for services
- View all available services
- View Status of Application
- Messages & Alerts

Apply

Show

SL.No.	Document Name	Action
1		
2	Application for Duplicate Degree Certificate	
3	Application for Duplicate Marks Card	
4	Application for Eligibility Certificate	
5	Application for issue of Migration Certificate	

Search: higher

Department Name

Department of Higher Education

Department of Higher Education

Department of Higher Education

Department of Higher Education

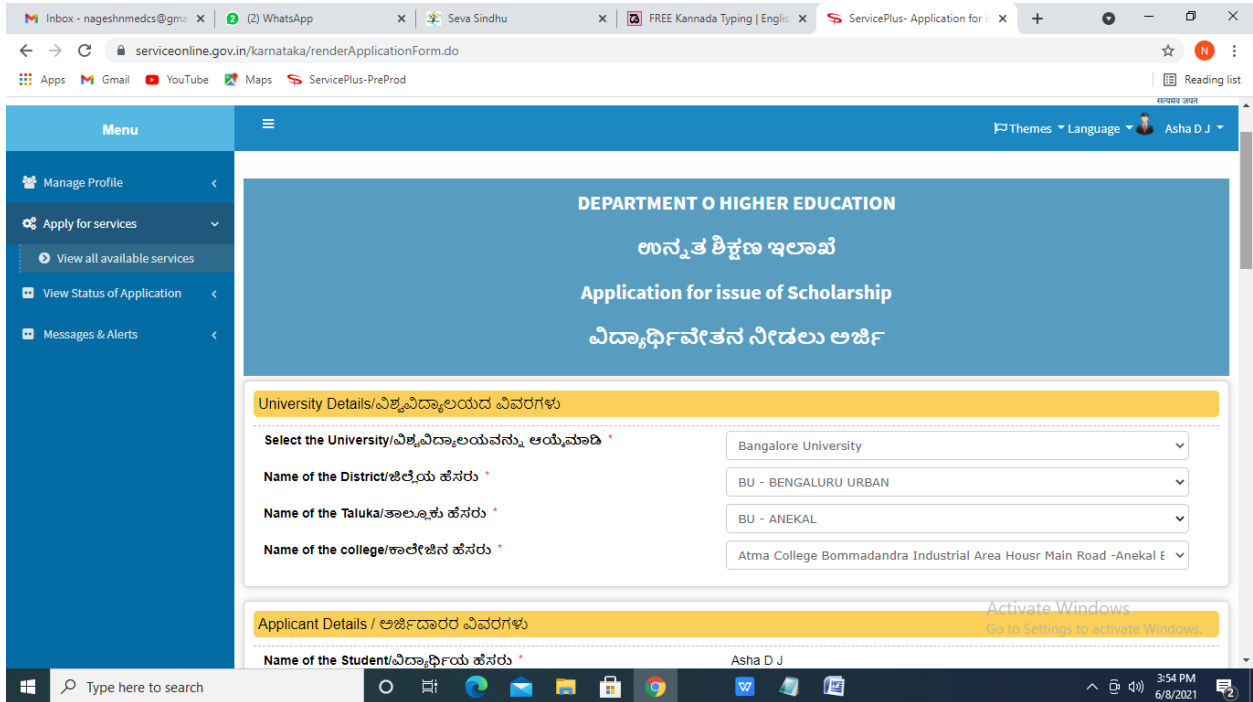
Department of Higher Education

Department of Higher Education

Activate Windows
Go to Settings to activate Windows.

3:49 PM
6/8/2021

Step 6: Fill the Applicant Details



ServicePlus- Application for issue of Scholarship - Google Chrome

serviceonline.gov.in/karnataka/renderApplicationForm.do

DEPARTMENT OF HIGHER EDUCATION

ಲುನ್ತತ ಶಿಕ್ಷಣ ಇಲಾಖೆ

Application for issue of Scholarship

ವಿದ್ಯಾರ್ಥಿವೇತನ ನೀಡಲು ಅರ್ಜಿ

University Details/ವಿಶ್ವವಿದ್ಯಾಲಯದ ವಿವರಗಳು

Select the University/ವಿಶ್ವವಿದ್ಯಾಲಯವನ್ನು ಆಯ್ಕೆಮಾಡಿ

Bangalore University

Name of the District/ಜಿಲ್ಲೆಯ ಹೆಸರು

BU - BENGALURU URBAN

Name of the Taluka/ತಾಲ್ಲೂಕು ಹೆಸರು

BU - ANEKAL

Name of the college/ಕಾಲೇಜಿನ ಹೆಸರು

Atma College Bommadandra Industrial Area Hour Main Road -Anekal E

Applicant Details / ಅರ್ಜಿದಾರರ ವಿವರಗಳು

Name of the Student/ವಿದ್ಯಾರ್ಥಿಯ ಹೆಸರು

Asha D J

Activate Windows
Go to Settings to activate Windows.

3:54 PM
6/8/2021

Step 7: Verify the details. If details are correct, select the checkbox (“Yes”)& Submit

Course/ಕೋರ್ಸ್ * M.Phil Ph.D.

Particulars of Master's Degrees/ಪದವಿಗಳ ವಿವರಗಳು * Mphil

Declaration/ಘೋಷಣೆ

1. I hereby declare that I am not in service either full time or part time
2. I am not receipt of Scholarship or stipend from any other source for the period for which this bill is claimed
3. Attendance certificate enclosed

I Agree *

Word verification

756199

Please enter the characters shown above

756199

Activate Windows
Go to Settings to activate Windows.

Draft Submit Close Reset

Step 8: A fully filled form will be generated for verification, If you have any corrections click on Edit option, Otherwise proceed to **Attach annexures.**

Application not yet submitted. To proceed click on the appropriate button available at the bottom of this page

University Details/ವಿಶ್ವವಿದ್ಯಾಲಯದ ವಿವರಗಳು

Select the University/ವಿಶ್ವವಿದ್ಯಾಲಯವನ್ನು ಆಯ್ಕೆಮಾಡಿ Bangalore University

Name of the District/ಜಿಲ್ಲೆಯ ಹೆಸರು : BU - BENGALURU URBAN

Name of the Taluka/ತಾಲ್ಲೂಕು ಹೆಸರು : BU - ANEKAL

Name of the college/ಕಾಲೇಜಿನ ಹೆಸರು : Atma College Bommadandra Industrial Area Hours Main Road -Anekal Bangalore Urban

Applicant Details / ಅರ್ಜಿದಾರರ ವಿವರಗಳು

Name of the Student/ವಿದ್ಯಾರ್ಥಿಯ ಹೆಸರು : Asha D J

Gender of the Student/ವಿದ್ಯಾರ್ಥಿಯ ಲಿಂಗ : Female

Date of Birth/ಹುಟ್ಟಿದ ದಿನಾಂಕ : 14/06/1988

Mobile Number/ಮೊಬೈಲ್ ಸಂಖ್ಯೆ : 3453453453

E-Mail Id/ಇ-ಮೇಲ್ ವಿಳಾಸ : trtryr@gmail.com

Nationality/ರಾಷ್ಟ್ರೀಯತೆ : Indian

Select Category/ವರ್ಗವನ್ನು ಆಯ್ಕೆಮಾಡಿ : GM

Activate Windows
Go to Settings to activate Windows.

Step 9 : Click on Attach annexures

Declaration/ಘೋಷಣೆ

1. I hereby declare that I am not in service either full time or part time
2. I am not receipt of Scholarship or stipend from any other source for the period for which this bill is claimed
3. Attendance certificate enclosed

I Agree : Yes

Additional Details

Apply to the Office : University Office(Higher Education Universities- Bangalore University)

Draft Reference No : Draft_HE0010/2021/00001

08/6/2021 03:56:19 IST <http://serviceonline.gov.in/karnataka>

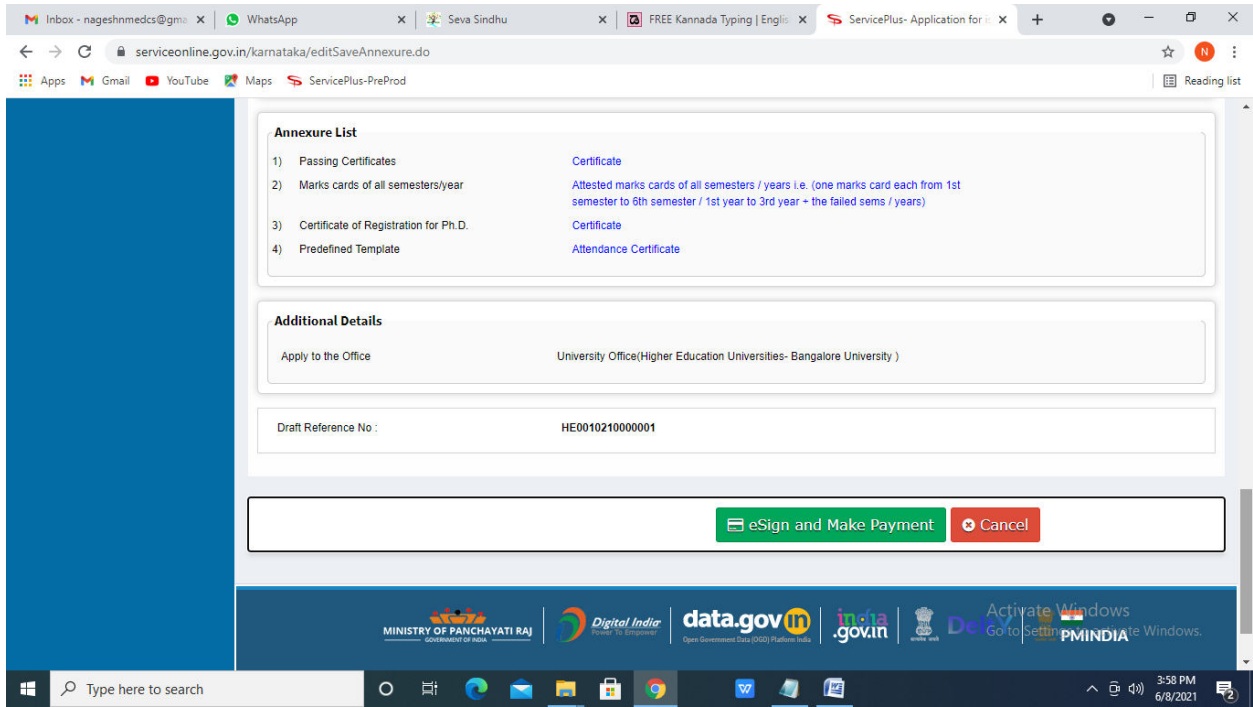
Step 10: Attach the annexures and click on save annexures

SL.No.	Document Name	Action
1	Attendance Certificate	<input type="button" value="Choose File"/> sample.pdf

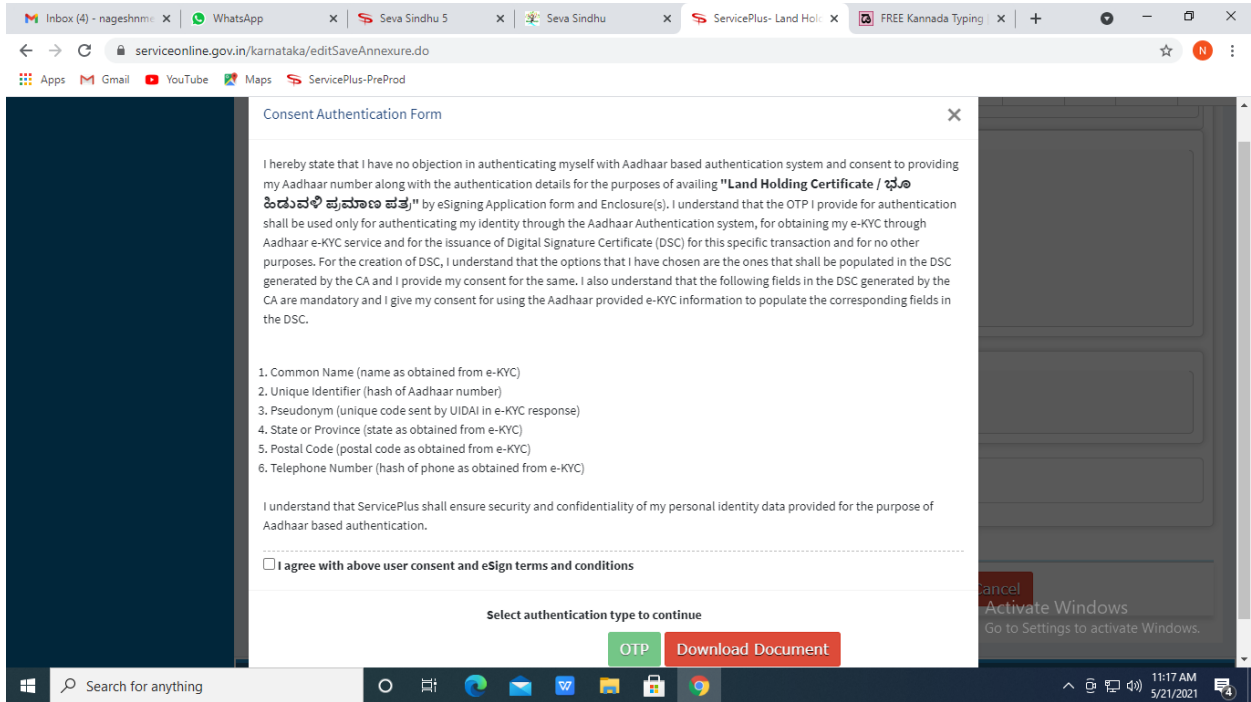
Enclosure(s):

Type of Enclosure	Enclosure Document	File/Reference
Passing Certificates	Certificate <small>Document Format</small>	<input type="button" value="Choose File"/> sample.pdf <input type="button" value="Scan"/> <input type="button" value="Fetch from DigiLocker"/>
Marks cards of all semesters/year	Attested marks cards of all semesters / <small>Document Format</small>	<input type="button" value="Choose File"/> sample.pdf <input type="button" value="Scan"/> <input type="button" value="Fetch from DigiLocker"/>
Certificate of Registration for Ph.D.	Certificate <small>Document Format</small>	<input type="button" value="Choose File"/> sample.pdf <input type="button" value="Scan"/> <input type="button" value="Fetch from DigiLocker"/>

Step 11 : Saved annexures will be displayed and click on **e sign and Make payment** to proceed.



Step 12 : Click on I agree with above user consent and eSign terms and conditions and Select authentication type to continue and click on **OTP**



Step 13 : Enter Aadhar Number and click on get OTP

The screenshot shows a web browser window with the URL `esignservice.cdac.in/esign2.1/OTP`. The page header includes the Government of India logo, the Digital India logo, and the CDAC logo. A message states: "You are currently using C-DAC eSign Service and have been redirected from". Below this is the Hastakshar logo and the text "C-DAC's eSign Service". The main content is a form titled "Aadhaar Based e-Authentication" with the following elements:

- Input field: "Enter Your Virtual ID / Aadhaar Number" with a "Get Virtual ID" link.
- Input field: "Enter Your Aadhaar OTP" with a "View Document Information" link.
- Buttons: "Get OTP" (green), "Cancel" (grey), and "Resend OTP" (red).
- Text: "Not Received OTP? Resend OTP".

The Windows taskbar at the bottom shows the search bar and various application icons. The system tray displays the time as 4:18 PM on 5/19/2021.

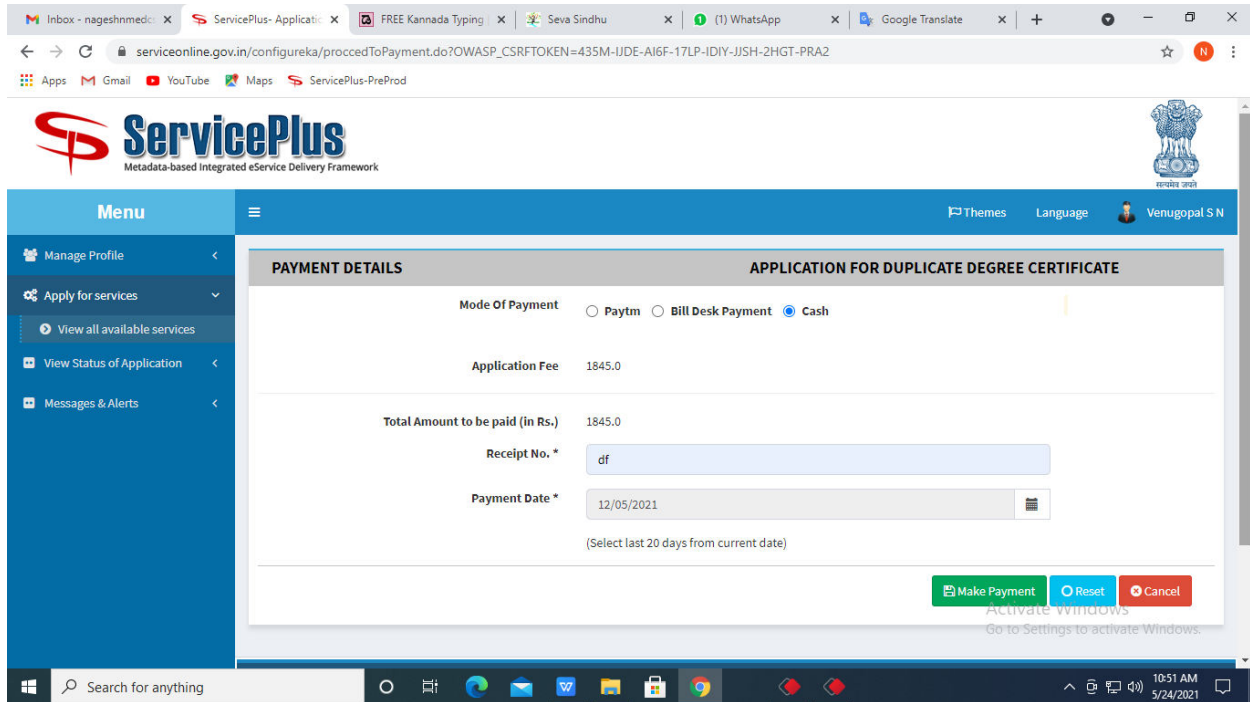
Step 14 :Enter OTP and click on Submit

This screenshot shows the same "Aadhaar Based e-Authentication" form as in Step 13, but with the following changes:

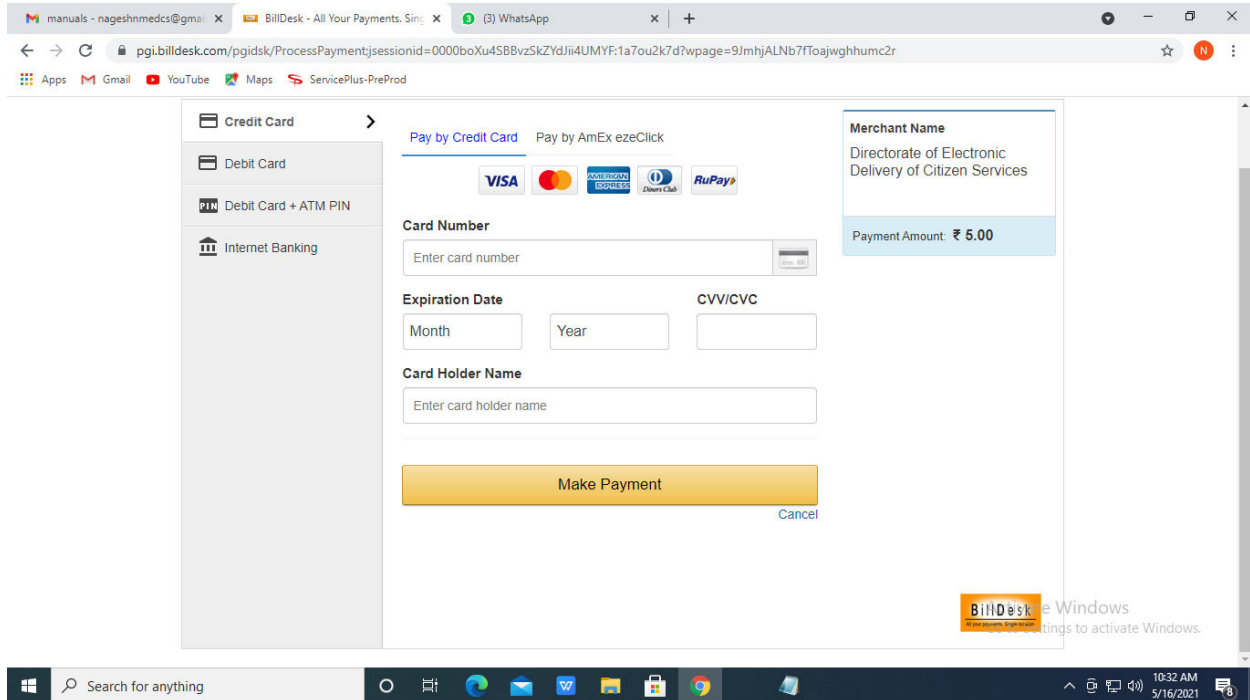
- The "Enter Your Virtual ID / Aadhaar Number" field now contains the value "472245377750".
- The "Enter Your Aadhaar OTP" field contains a series of dots ".....".
- The "Submit" button is now highlighted in green.
- A checkbox is checked with the text "I have read and provide my consent".
- The "Resend OTP" link is still present.

The rest of the page layout, including the logos and the Windows taskbar, remains the same as in the previous screenshot.

Step 15 : Select the **Mode of Payment** and click on **Make Payment** to proceed



Step 16 : Select preferred payment method (Credit Card/Debit Card/Internet Banking), enter the required details and click on make payment



Step 17 : After payment is successful, acknowledgement will be generated. Acknowledgment consists of applicant details, application details and the payment details for applicant's reference.

ACKNOWLEDGEMENT

ಕರ್ನಾಟಕ ಸರ್ಕಾರ

Sakala Acknowledgement/ಸಕಾಲ ಸ್ವೀಕೃತಿ

Office Name /ಕಛೇರಿ ಹೆಸರು	Department of Higher Education												
Sakala No/ಸಕಾಲ ಸಂಖ್ಯೆ	HE003S210000022												
Application Date /ಅರ್ಜಿಯ ದಿನಾಂಕ	12/05/2021												
Service Requested /ವಿನಂತಿಸಿದ ಸೇವೆ	Application for Duplicate Degree Certificate												
Applicant Name /ಅರ್ಜಿದಾರರ ಹೆಸರು	TERTETE												
Applicant Address /ಅರ್ಜಿದಾರರ ವಿಳಾಸ	564545												
Mobile No /ಮೊಬೈಲ್ ಸಂಖ್ಯೆ	3453453453												
Documents Submitted /ದಾಖಲಾತಿಗಳನ್ನು ಸಲ್ಲಿಸಿದ ಮಾಹಿತಿ	<table border="1"> <thead> <tr> <th>Type of document(s)</th> <th>Document(s) Attached</th> </tr> </thead> <tbody> <tr> <td>Applicant Photo</td> <td>Applicant Photo</td> </tr> <tr> <td>Affidavit on Stamp paper of Rs.20/- signed by a Notary</td> <td>Affidavit on Stamp paper of Rs.20/- signed by a Notary</td> </tr> <tr> <td>FIR Copy</td> <td>FIR Copy</td> </tr> <tr> <td>All semester Marks Card</td> <td>All semester Marks Card</td> </tr> <tr> <td>Original Degree Certificate copy if available</td> <td>Original Degree Certificate copy if available</td> </tr> </tbody> </table>	Type of document(s)	Document(s) Attached	Applicant Photo	Applicant Photo	Affidavit on Stamp paper of Rs.20/- signed by a Notary	Affidavit on Stamp paper of Rs.20/- signed by a Notary	FIR Copy	FIR Copy	All semester Marks Card	All semester Marks Card	Original Degree Certificate copy if available	Original Degree Certificate copy if available
	Type of document(s)	Document(s) Attached											
Applicant Photo	Applicant Photo												
Affidavit on Stamp paper of Rs.20/- signed by a Notary	Affidavit on Stamp paper of Rs.20/- signed by a Notary												
FIR Copy	FIR Copy												
All semester Marks Card	All semester Marks Card												
Original Degree Certificate copy if available	Original Degree Certificate copy if available												
Payment Status /ಪಾವತಿ ಸ್ಥಿತಿ	Not Applicable/ಅನ್ವಯಿಸುವುದಿಲ್ಲ												
Payment Mode /ಪಾವತಿ ವಿಧಾನ	Cash												

Step 18 : To download the certificate, go to the sevasindhu.karnataka.gov.in and click on **Registered Users Login Here**

HOME ABOUT SEVA SINDHU DEPARTMENTS & SERVICES SERVICE CENTERS GRAMA ONE TRACK YOUR APPLICATION STATUS REPORTS-DASHBOARD FAQ DEPARTMENT CONTACT DETAILS CONTACT

Track your application status for covid relief fund-2021

Application for 11 categories of Unorganized workers to avail Rs.2000/- as one time compensation due to 2nd wave of Covid-19

Covid-19: One-time financial assistance to Chammaras/Leather Artisans

Disbursement of cash for Covid-19 relief to Auto-rickshaw drivers, Taxi drivers and Maxi Cab drivers.

Call Center Number - 8088304855/ 6361799796 /9380204364 / 9380206704 - 9AM TO 6PM (Except Government Holidays)

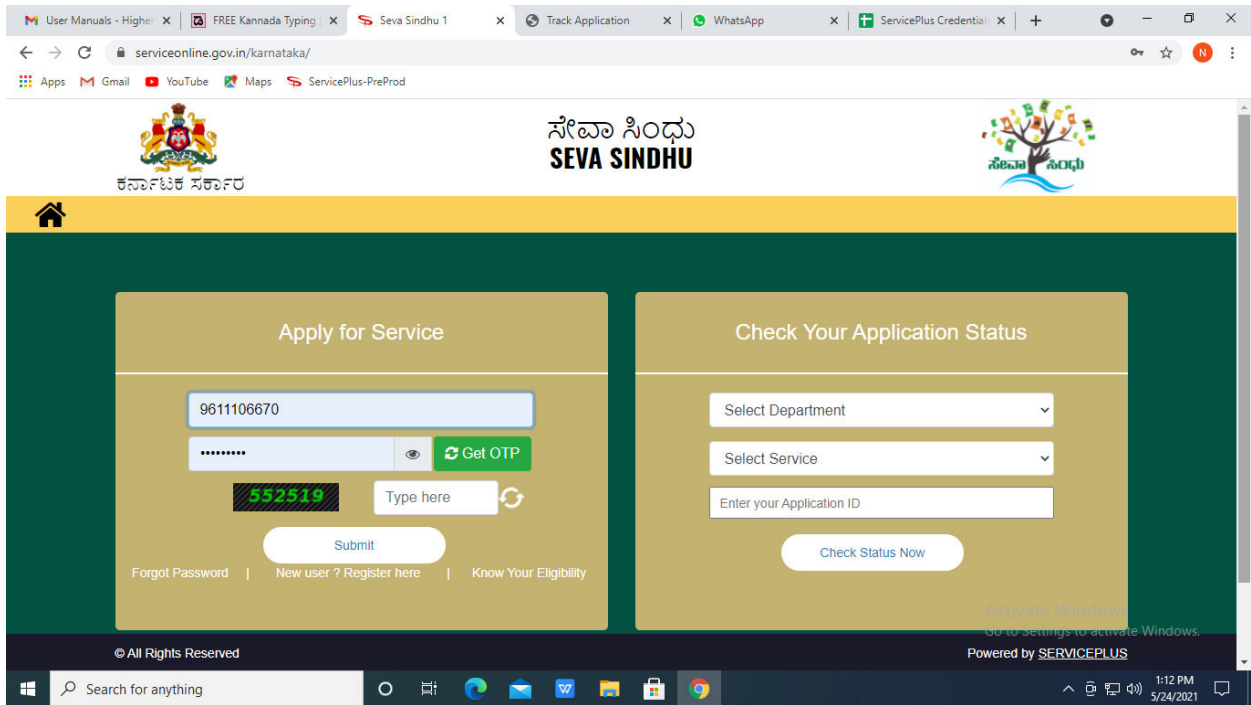
RAISE YOUR COMPLAINT NEW USERS REGISTER HERE **REGISTERED USERS LOGIN HERE**

✓CHECK YOUR APPLICATION STATUS FOR REVENUE DEPARTMENT

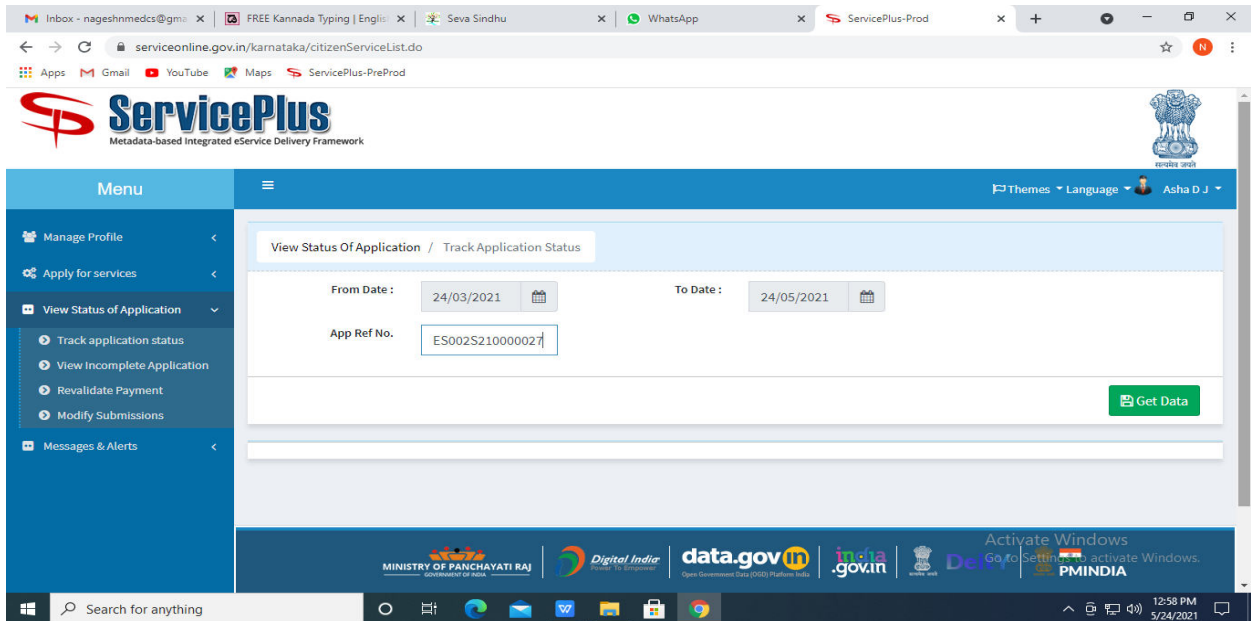
WHAT'S NEW

- Apply for Sindhutva Pramana Patra (ONLY FOR APPLICANTS WHO HAVE RECEIVED SMS)
- Application for Family ID/New NPHH (APL) Ration Card
- Procedure to fix " Invalid Transaction for e-sign process" in Firefox browser

Step 19 : Once the login page is open, enter your **username, password/OTP**, captcha and click on **Submit**.



Step 20 : Click on **View Status of Application --> Track application status**. Enter Application Reference Number (you can refer to Acknowledgment/SMS to get Application Reference Number) and click on **Get Data**.



Step 21 : Check Current Status of the application. If it is delivered, Click on Delivered.

View Status Of Application / Track Application Status

From Date : 24/03/2021 To Date : 24/05/2021

App Ref No. ES002S210000027

Get Data

Show 10 entries Search:

SNo	Service Name	Application Reference No	Submission Date	Due Date	Current Status
1	Application for Death Certificate	ES002S210000027	20/05/2021	21/05/2021	Delivered

Showing 1 to 1 of 1 entries

First Previous 1 Next Last

Step 22 : Under Issue Document(s), click on Output certificate

Status of Application

Application Reference Number : ES002S210000027

Name of the Service : Application for Death Certificate

Applied By : Asha D J

Application due Date : 21/05/2021

S.No.	Task Name	Form Details	Issued Document(s)	Status	Remarks
1	Application Submission	View	Acknowledgement	Completed	NA
2	Push application data to DB	NA	Nil	Forwarded	View
3	Callback Webservice	NA	Output Certificate	Delivered	View

Close

Step 23 : Scholarship Output certificate will be downloaded. You can print the certificate if required.

